



Study on the Combustion Characteristics of Tulip Tree (*Liriodendron tulipifera*) for Use as Interior Building Materials

Min Ji KIM¹ · Sang-Joon LEE¹ · Sejong KIM¹ · Myung Sun YANG¹ · Dong Won SON¹ · Chul-Ki KIM^{1,†}

ABSTRACT

In this study, the combustion characteristics of the Tulip tree, which is the representative broad-leaved afforestation tree in Korea, were analyzed. The flame retardant performance of the Tulip tree was analyzed by analyzing combustion characteristics on a total of three test samples; flame retardant treated, both flame retardant and oil stain-treated, and untreated. Then the flame retardance grade was classified for each of them. According to the result, test samples showed the strongest flame retardance were in order of flame retardant treated (C), both flame retardant and oil stain-treated (B), and untreated (A). As a result of analyzing the total heat emission and maximum heat emission rates, which is the evaluation standard for interior materials of Korean domestic buildings, test samples with flame retardant treat or flame retardant and oil stain treat were qualified for the flame-retardant standard. Both flame retardant and oil stain-treated samples showed higher total heat release (THR) and heat release rate compared to flame retardant-treated samples as the oil causes combustion with oxygen. On the other hand, they didn't qualify the THR in Quasi-non-combustible standards. To determine the correlation between the physical and combustion characteristics of wood, the combustion characteristics of other diffuse porous wood species, with which the Tulip tree is affiliated were analyzed, and noticed that the characteristic correlates with the density and quantity of wood. The results of this study are expected to be used as basic information on the combustion characteristics of the Tulip tree.

Keywords: flame retardant, Quasi-non-combustible, Tulip tree, total release rate, heat release rate, cone calorimeter

1. INTRODUCTION

Globally, as the damage from climate change intensifies due to excessive carbon dioxide emissions, efforts are underway to limit these emissions. Concurrently, research focuses on the efficient use of land, improved forest management, developing alternative energy sources to replace fossil fuels, and promoting the use of eco-

friendly materials. Notably, trees, which utilize sunlight and carbon dioxide to grow can store significant amounts of carbon, are drawing increased attention (Ahn *et al.*, 2021; Bergman *et al.*, 2014). Wood has been a staple for building and furniture since ancient times and is presently used for diverse purposes, including pulp production (Ghani and Lee, 2021; Lee and Kim, 2022). For wood to serve as a primary long-lifecycle building

Date Received March 7, 2023, Date Revised June 29, 2023, Date Accepted August 29, 2023

¹ Forest Product and Industry Department, National Institute of Forest Science, Seoul 02455, Korea

[†] Corresponding author: Chul-Ki KIM (e-mail: ckkim0407@korea.kr, <https://orcid.org/0000-0001-7978-102X>)

© Copyright 2023 The Korean Society of Wood Science & Technology. This is an Open-Access article distributed under the terms of the Creative Commons Attribution Non-Commercial License (<http://creativecommons.org/licenses/by-nc/4.0/>) which permits unrestricted non-commercial use, distribution, and reproduction in any medium, provided the original work is properly cited.

The Korean translation of this article can be found at the following address. <https://doi.org/10.5658/wood.korean>

material and maximize its carbon storage potential, its inherent combustibility must be addressed. In line with this, Korean domestic building regulations mandate the use of noncombustible, Quasi-noncombustible, and flame-retardant materials for interior finishes (e.g., on ceilings, walls, and columns) in larger structures to inhibit flame propagation and ensure safe evacuation (Cho *et al.*, 2019).

To enhance the flame retardancy of wood, developers are exploring flame retardants based on various chemical compounds, including phosphorus, nitrogen, boron, and silicon, for use as single or combined materials (Jin and Chung, 2018). Concurrently, research has been conducted on eco-friendly flame retardants as a way to mitigate environmental pollution (Park *et al.*, 2021). Most of these flame retardants operate by forming a protective layer on the wood surface, thus blocking the supply of oxygen (Xu *et al.*, 2021). Kim *et al.* (2021) took this a step further by injecting wood with their self-developed flame retardant and then examining its combustion characteristics, focusing on the retardant's absorption amount and the thickness of the protective layer. Their results confirmed that the treated wood met the quasi-noncombustible criteria set by the State. When evaluating the toxicity and health hazards of various flame retardants, phosphorus-based ones were identified as the safest (Wang *et al.*, 2007). Additionally, there is a significant amount of ongoing research—both nationally and internationally—focusing on enhancing the flame retarding properties of wood, such as delaying ignition (Kim, 2018). Beyond solid wood, researchers are also striving to impart flame-retardant properties to plywood, commonly used in interior materials and furniture (Wen *et al.*, 2020). This includes research on more efficient production techniques and assessing the strength of plywood post-treatment (Liu *et al.*, 2021; Schulz *et al.*, 2021).

On the one hand, the Tulip tree (*Liriodendron tulipifera*) is known as an excellent afforestation species that is well-suited to the climate and soil conditions of South Korea. Additionally, it is a fast-growing species,

showing a growth pattern of slow and steady growth in the first 15 to 20 years and rapid growth thereafter (Ryu *et al.*, 2003). Kim (2013) reported that the annual biomass growth rate of *L. tulipifera* is 54.0 kg/tree/y, and its carbon dioxide absorption rate is 99.1 kgCO₂/Tree/y, indicating vigorous growth and a high carbon absorption rate. As such, abundant biomass production of *L. tulipifera* is expected, and there is a high potential for its diverse applications in the future as material for interior building, furniture, musical instruments, pulp, etc. Song and Kim (2022) analyzed the potential of *L. tulipifera* for use in cross-laminated timber, specifically in the z-axis layer, and reported satisfactory performance. However, little research has yet been dedicated to identifying combustion characteristics and flame retardancy for the utilization of *L. tulipifera*. Moreover, to enable the use of *L. tulipifera* as interior building material, appropriate processing and finishing treatments are required to protect the wood from external environments and to provide dimensional stability to the wood (Jung *et al.*, 1998; Park *et al.*, 2014). However, to the best of the authors' knowledge, no research has yet been conducted on the effects of coating treatments on flame retardancy.

Therefore, this study was conducted to verify the flame retardancy of *L. tulipifera*, which is currently being extensively cultivated, in order to establish measures for its practical use in daily life. Additionally, by analyzing the combustion characteristics of *L. tulipifera* treated with flame retardants and finished with flame retardants and oil stain, this study aimed to gauge the impact of the finish on the wood's combustion characteristics.

2. MATERIALS and METHODS

2.1. Testing material

In this study, *L. tulipifera* was chosen as the test tree

species. Using *L. tulipifera* lumber, three samples were produced for each of the following three finish types: untreated (A), flame retardant-treated (C), and flame retardant and oil-treated (B). For combustion performance evaluation, the sample dimensions were set in compliance with KS F ISO 5660-1 (Cone Calorimeter Test Specification). Before testing, the samples were stabilized at a constant temperature of $23 \pm 2^\circ\text{C}$ and a humidity level of $50 \pm 5\%$. The finalized dimensions of each sample were $100 \text{ (R)} \times 100 \text{ (T)} \times 10 \text{ (L)} \text{ mm}^3$.

2.2. Composition and impregnation of flame retardant

2.2.1. Composition of flame retardant

The flame retardant developed by the National Forest Science Institute (proprietary name: eGF) was used to impart flame retardancy to the flame-treated sample (C) and the flame-treated and oil-stained sample (B). The flame retardant used in this study comprises eight distinct ingredients, as listed in Table. 1. It is an inorganic, water-soluble formulation. Once the chemicals are adequately diluted, the resultant retardant is colorless and odorless.

2.2.2. Impregnation of flame retardant

Samples were spaced out to avoid overlap and

Table 1. Composition of flame retardants

No.	Chemicals	Rate (%)
1	Ammonium bromate	1.5-2
2	Borax	0.5-1
3	Boric acid	0.5-1
4	Diammonium phosphate	5-10
5	Distilled water	56-77.5
6	Phosphorus acid	5-10
7	Potassium bromide	5-10
8	Potassium carbonate	5-10

secured before the flame retardant impregnation. The impregnation process followed this sequence: depressurization for 30 minutes (1.5 MPa) → flame retardant injection for 30 seconds → pressurization for 60 minutes (12–15 MPa) → depressurization for 10 minutes (1.5 MPa). The impregnation was carried out using a vacuum pressure resin system (Myung Sung Tech, Gimpo, Korea; Fig. 1). The samples absorbed approximately 25.5% of the retardant.

2.3. Primer and oil stain treatment

Post-treatment was performed to prevent splitting caused by contraction and swelling in the flame retardant-treated *L. tulipifera* samples and to add aesthetic elements. This involved one application of 1–2 g of primer (House oil, Holloway House, Houston, TX, USA), followed by two applications of water-based stain (Stain, Bondex, Søborg, Denmark; Fig. 2).

2.4. Cone calorimeter test for combustion performance analysis

Combustion characteristics of each treatment type of *L. tulipifera* samples were assessed according to the KS



Fig. 1. Impregnation process of flame retardant.




Fig. 2. Samples for combustion characteristics analysis. A: untreated, B: flame retardant + oil treatment, C: flame retardant treatment only.

ISO 5660-1 (Cone Calorimeter Method). This method is mandatory for evaluating noncombustible, quasi-noncombustible, and incombustible materials, as defined in the Enforcement Decree of the Building Act (Kim *et al.*, 2012). The combustion was carried out for 10 minutes. To evaluate incombustibility and quasi-noncombustibility, both the peak heat release rate and the total heat release were investigated. Article 3 of Notification No. 2015-744 from the Ministry of Land, Infrastructure, and Transport (flame retardant performance of building finishing materials and basic structures to hinder fire spread) specifies the flame retardancy criteria as follows: total heat release should not exceed 8 MJ/m² within the first 5 minutes for incombustible materials and within the first 10 minutes for quasi-noncombustible materials post the onset of heating, and the peak heat release rate should not exceed 200 kW/m² for 10 consecutive seconds.

3. RESULTS and DISCUSSION

3.1. Total heat release under each condition

In this study, total heat release is defined as the cumulative amount of heat emitted due to the combus-

tion of a sample. This measure can be used to estimate the potential size of a fire incident in real-world scenarios (Kim and Song, 2016). The combustion characteristics of the samples under three conditions, as measured using the Cone Calorimeter Method, yielded the following results: The average total heat released during 5 minutes following the heating onset was 32.4 MJ/m² for untreated samples (A), 2.3 MJ/m² for flame retardant-treated samples (C), and 6.1 MJ/m² for flame retardant and oil stain-treated samples (B). The average total heat released during 10 minutes following the heating onset was 61.9 MJ/m² for sample A, 9.4 MJ/m² for sample C, and 16.4 MJ/m² for sample B (Table 2). In comparison with the standards set by the Ministry of Land, Infrastructure, and Transport, both treatment

Table 2. Average density of wood samples and total heat release

Samples	Density (g/cm ³)	Total heat release (MJ/m ²)	
		5 min	10 min
A	0.48 ± 0.02	32.4 ± 3.0	61.9 ± 3.5
B	0.68 ± 0.03	6.1 ± 1.5	16.4 ± 4.2
C	0.66 ± 0.05	2.3 ± 0.8	9.4 ± 1.5

A: untreated, B: flame retardant + oil treatment, C: flame retardant treatment only.

conditions (samples C and B)—with the exception of untreated samples (A)—satisfied the incombustibility standards. However, none of the samples achieved the quasi-noncombustibility standards. Among the three sets, the flame retardant-treated samples (C) recorded the lowest total heat release, followed by flame retardant and oil stain-treated samples (B), and untreated samples (A) in ascending order (Figs. 3 and 4). The diminished flame-retardant performance in the flame retardant- and oil stain-treated samples (B) compared to the flame retardant-treated samples (C) is likely due to the increased heat release during the combustion of the oil component of the sample when it reacts with oxygen (Abraham, 1996). For this reason, caution should be exercised regarding potential reductions in flame retar-

dancy when incorporating oil stains for aesthetic or protective purposes.

3.2. Heat release rate under each condition

Heat release is determined by inversely measuring the amount of oxygen consumed during the combustion of a sample. The initial growth rate and size of a fire can be estimated from the peak heat release rate observed in its early stages (Lee *et al.*, 2004). The average peak heat release rate, measured over 5 minutes after the start of heating, was 137.1 kW/m² for untreated samples (A), 8.5 kW/m² for flame retardant-treated samples (C), and 11.5 kW/m² for flame retardant and oil stain-treated samples (B). During the subsequent 10-minute period, the average peak heat release rates were 185.7 kW/m² for samples A, 56.7 kW/m² for samples C, and 71.8 kW/m² for samples B (Table 3). The average results from all three conditions met the incombustibility and quasi-noncombustibility standards set by the Ministry of Land, Infrastructure, and Transport. When wood is exposed to heat, its heat release rate tends to hit two peaks (Grexa and Lübke, 2001). This phenomenon occurs because the carbonized layer, formed after volatile components evaporate during combustion, hinders the influx of air, thereby slowing the diffusion of heat. The degree of carbonization corresponds directly to the

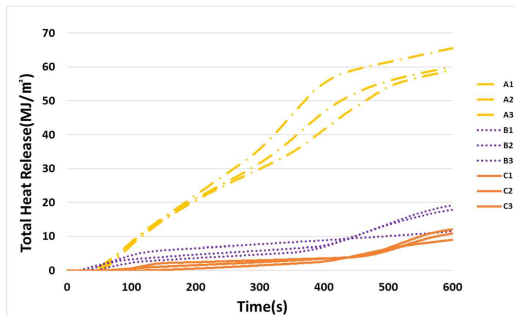


Fig. 3. Total heat release each of wood sample.

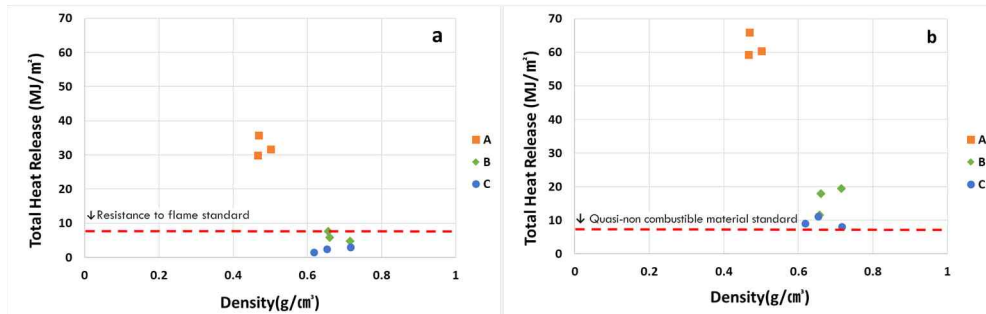


Fig. 4. Relationship between total heat release and wood density. (a) Test time for 5 minutes, (b) test time for 10 minutes. --: Standard line of total heat release.

Table 3. Average density and peak heat release rate

Samples	Wood density (g/cm ³)	Peak heat release rate (kW/m ²)	
		5 min	10 min
A	0.48 ± 0.02	137.1 ± 50.4	185.7 ± 25.8
B	0.68 ± 0.03	11.5 ± 0.4	71.8 ± 5.1
C	0.66 ± 0.05	8.5 ± 2.7	56.7 ± 14.4

A: untreated, B: flame retardant + oil treatment, C: flame retardant treatment only.

duration of heat exposure (Xu *et al.*, 2015). This study also observed a similar pattern, with the flame retardant-treated samples (C) displaying the lowest heat release rate, followed, in ascending order, by flame retardant and oil stain-treated samples (B) and untreated samples (A). Similar to the observations on total heat release, the heat release rate also seemed to be influenced by the oil stain. Son and Kang (2015) documented that treatment with flame retardants can lead to an 85% decrease in the peak heat release rate. Consistently, this study illustrated a decrease in the peak heat release rate when samples were treated with flame retardants (Figs. 5 and 6).

3.3. Comparison of combustion characteristics with other wood types

The testing material of this study is the diffusive

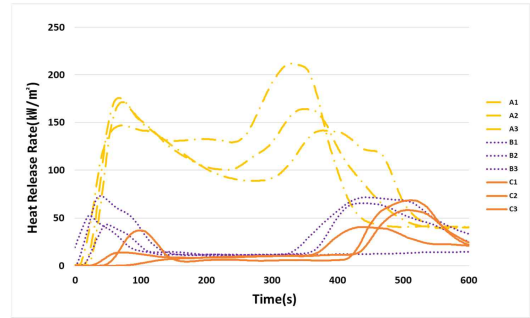


Fig. 5. Heat release rate of each of the wood samples.

porous wood of *L. tulipifera*, a broadleaf species with its large vessels being randomly scattered within the growth ring boundaries. The diameters of these vessels range from 50 to 100 μm, and they are present in large quantities. Additionally, the top and bottom surfaces of the vessel elements are interconnected with scalariform perforation plates, leading to high porosity (Kang *et al.*, 2011). Apart from these vessel elements, there are thick-walled wood fibers with minimal intracellular lumina.

Previous research using the same cone calorimeter method to investigate the relationship between the density and combustion characteristics of diffusive porous wood has shown that as the density increases, both the total heat release and peak heat release rate tend to rise in all selected species (Table 4, Fig. 7). The performance deterioration during the combustion of wood is deter-

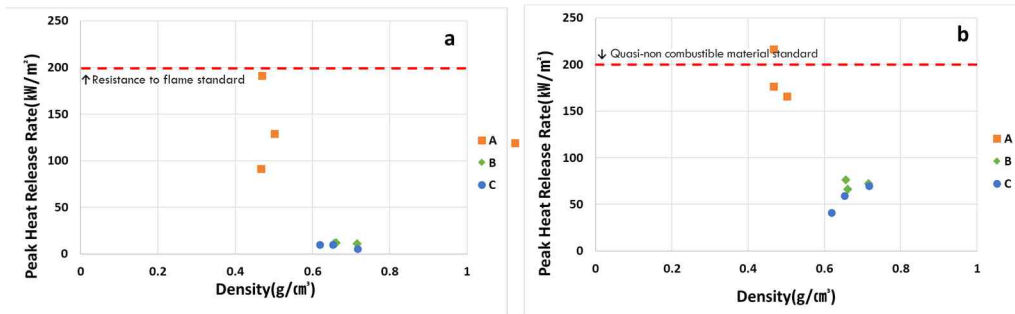
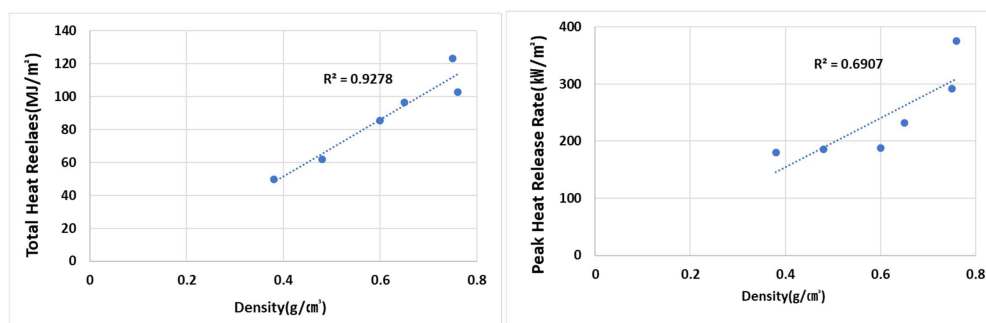


Fig. 6. Relationship between PHRR and wood density. (a) Test time for 5 minutes, (b) test time for 10 minutes. --: Standard line of peak heat release rate.

Table 4. Combustion characteristics of wood species

Data	Common name (scientific name)	Density (g/cm ³)	THR (MJ/m ²)	PHRR (kW/m ²)
Sample	Tulip tree (<i>Liriodendron tulipifera</i>)	0.48	61.9	185.7
	Carolina poplar (<i>Populus euramericana</i> Guinier)	0.38	49.8	179.6
	Sargent cherry (<i>Prunus sargentii</i> Rehder)	0.60	85.4	187.4
Reference ¹⁾	Teak (<i>Tectona grandis</i>)	0.65	96.4	232.0
	Mempening (<i>Lithocarpus celebicus</i>)	0.75	123.3	291.9
	Malas (<i>Homalium tomentosum</i>)	0.76	102.8	375.3

¹⁾ Combustion properties data of other wood. Data from Seo *et al.* (2015, 2016); Son and Kang (2014).
THR: total heat release, PHRR: peak heat release rate.

**Fig. 7.** Relationship between wood density and combustion characteristics.

mined by changes in its components, depending on the species and moisture content (Ragland *et al.*, 1991). Park *et al.* (2020) reported differences in flame retardancy in their study investigating the combustion characteristics of deciduous Quercus, birch, cypress, and pine. They emphasized the need for further research on various species and wood products. From this, it can be inferred that differences in combustion characteristics may be due to the content of wood fibers that determine the density of diffusive porous wood.

4. CONCLUSIONS

In this study, we analyzed the combustion characteristics of *L. tulipifera*, which is one of the major affore-

station species in Korea. To assess its flame retardancy, we examined the combustion characteristics of flame retardant-treated and untreated samples. Given their potential use in interior building materials, we also included test samples coated with finishes designed to provide pest resistance, preservative functions, and aesthetic enhancements.

In the analysis of the combustion performance across the three sample conditions, flame retardant-treated samples (C) showed the highest flame retardancy, followed by the flame retardant- and oil stain-treated samples (B), and the untreated samples (A).

The reduced flame retardancy of the flame retardant and oil stain-treated samples (B), used for protective and aesthetic purposes, compared to the flame retardant-

treated samples (C) is likely due to the increased heat release during combustion of the oil component of the sample when it reacts with oxygen. Nevertheless, as combustion occurs slowly, this factor is not believed to significantly impede its application.

A comprehensive analysis of the results of previous studies and the present study revealed that wood density strongly correlates with its combustion performance. This suggests that variations in combustion performance might be associated with the wood's inherent components, warranting further analysis in subsequent research.

CONFLICT of INTEREST

No potential conflict of interest relevant to this article was reported.

ACKNOWLEDGMENT

Not applicable.

REFERENCES

- Abraham, C.J. 1996. A solution to spontaneous combustion in linseed oil formulations. *Polymer Degradation and Stability* 54(2-3): 157-166.
- Ahn, K.S., Pang, S.J., Oh, J.K. 2021. Prediction of withdrawal resistance of single screw on Korean wood products. *Journal of the Korean Wood Science and Technology* 49(1): 93-102.
- Bergman, R., Puettmann, M., Taylor, A., Skog, K.E. 2014. The carbon impacts of wood products. *Forest Products Journal* 64(7-8): 220-231.
- Cho, K.H., Lee, B.W., Yun, M.O. 2019. A study on combustion characteristics of finishing materials in interior decoration. *Journal of the Korean Institute of Gas* 23(4): 10-18.
- Ghani, R.S.M., Lee, M.D. 2021. Challenges of wood modification process for plantation eucalyptus: A review of Australian setting. *Journal of the Korean Wood Science and Technology* 49(2): 191-209.
- Grexa, O., Lübke, H. 2001. Flammability parameters of wood tested on a cone calorimeter. *Polymer Degradation and Stability* 74(3): 427-432.
- Jin, E., Chung, Y.J. 2018. Fire risk of wood treated with boron compounds by combustion test. *Fire Science and Engineering* 32(3): 19-26.
- Jung, H.S., Yoo, T.K., Kwon, J.Y. 1998. Effects of double surfaces finishing on acoustical properties of soundboard for traditional musical instruments. *Journal of the Korean Wood Science and Technology* 26(4): 26-33.
- Kang, C.W., Lee, Y.H., Kang, H.Y., Kang, W., Xu, H., Chung, W.Y. 2011. Radial variation of sound absorption capability in the cross sectional surface of yellow poplar wood. *Journal of the Korean Wood Science and Technology* 39(4): 326-332.
- Kim, H.J. 2018. Study on the internal temperature of flame resistant treated wood exposed to a standard fire. *Fire Science and Engineering* 32(3): 14-18.
- Kim, J., Lee, J.H., Kim, S. 2012. Estimating the fire behavior of wood flooring using a cone calorimeter. *Journal of Thermal Analysis and Calorimetry* 110(2): 677-683.
- Kim, J.H., Song, H. 2016. Flame resistance performance of architectural membrane according to woven fabrics and coating materials. *Journal of the Korea Institute of Building Construction* 16(6): 545-551.
- Kim, S., Kim, M.J., Son, D.W. 2021. Combustion characteristics of domestic softwoods according to the amount of flame retardant absorption. *Journal of the Korea Furniture Society* 32(4): 437-441.
- Kim, T. 2013. The species selection and planting guidelines for street tree to reduce road atmospheric carbon dioxide. *Journal of Korean Institute of Forest Recreation* 17(1): 131-144.
- Lee, C.K., Jung, W.S., Lee, D.H. 2004. Fire characteristics of composites for interior panels using cone

- calorimeter. Journal of the Korean Society for Railway 7(1): 140-144.
- Lee, J.J., Kim, C.K. 2022. Tomosynthesis feasibility study for visualization of interiors of wood columns surrounded with walls. Journal of the Korean Wood Science and Technology 50(4): 246-255.
- Liu, Y., Xu, J., Wen, M., Park, H.J., Zhu, J., Liu, Y. 2021. Research on flame retardant plywood with different flame retardants. Journal of the Korean Wood Science and Technology 49(6): 667-678.
- Park, K.S., Seo, I.S., Lee, H.H., Kang, S.G. 2014. Coating effect of low temperature melting Bi-Sn metalized wood composites on 10 different Korean wood species. Journal of the Korea Furniture Society 25(3): 223-232.
- Park, S., Han, Y., Son, D.W. 2020. Flame retardancy of wood products by spreading concentration and impregnation time of flame retardant. Journal of the Korean Wood Science and Technology 48(4): 417-430.
- Park, S., Han, Y., Son, D.W. 2021. Flame retardancy of plywood treated with various water glass concentration and additives. Journal of the Korean Wood Science and Technology 49(1): 44-56.
- Ragland, K.W., Aerts, D.J., Baker, A.J. 1991. Properties of wood for combustion analysis. Bioresource Technology 37(2): 161-168.
- Ryu, K.O., Jang, S.S., Choi, W.Y., Kim, H.E. 2003. Growth performance and adaptation of *Liriodendron tulipifera* in Korea. Journal of Korean Forestry Society 92(6): 515-525.
- Schulz, H.R., Acosta, A.P., Barbosa, K.T., da Silva Junior, M.A.P., Gallio, E., de Avila Delucis, R., Gatto, D.A. 2021. Chemical, mechanical, thermal, and colorimetric features of the thermally treated *Eucalyptus grandis* wood planted in Brazil. Journal of the Korean Wood Science and Technology 49(3): 226-233.
- Seo, H.J., Kang, M.R., Park, J.E., Son, D.W. 2016. Combustion characteristics of useful imported woods. Journal of the Korean Wood Science and Technology 44(1): 19-29.
- Seo, H.J., Kang, M.R., Son, D.W. 2015. Combustion properties of woods for indoor use (II). Journal of the Korean Wood Science and Technology 43(4): 478-485.
- Son, D.W., Kang, M.R. 2015. Combustion characteristics of fire retardants treated wood (I). Journal of the Korean Wood Science and Technology 43(1): 96-103.
- Son, D.W., Kang, S.G. 2014. Combustion properties of woods for indoor use (I). Journal of the Korean Wood Science and Technology 42(6): 675-681.
- Song, D., Kim, K. 2022. Influence of manufacturing environment on delamination of mixed cross laminated timber using polyurethane adhesive. Journal of the Korean Wood Science and Technology 50(3): 167-178.
- Wang, L.S., Kang, H.B., Wang, S.B., Liu, Y., Wang, R. 2007. Solubilities, thermostabilities and flame retardance behaviour of phosphorus-containing flame retardants and copolymers. Fluid Phase Equilibria 258(2): 99-107.
- Wen, M.Y., Zhu, J.Z., Zhu, M., Sun, Y.X., Park, H.J., Shi, J. 2020. Research on flame retardant formaldehyde-free plywood glued by aqueous polymer isocyanate adhesive. Journal of the Korean Wood Science and Technology 48(5): 755-764.
- Xu, J., Liu, Y., Wen, M., Park, H.J., Zhu, J., Liu, Y. 2021. Preparation of flame retardant and antibacterial wood with composite membrane coating. Journal of the Korean Wood Science and Technology 49(6): 658-666.
- Xu, Q., Chen, L., Harries, K.A., Zhang, F., Liu, Q., Feng, J. 2015. Combustion and charring properties of five common constructional wood species from cone calorimeter tests. Construction and Building Materials 96: 416-427.