



Torrefaction for Improving Quality of Pellets Derived from Calliandra Wood

Johanes Pramana Gentur SUTAPA^{1,†} · Ahmad Harun HIDYATULLAH²

ABSTRACT

Densification is a technique used to improve biomass quality in wood pellet manufacturing and torrefaction treatment. In this study, the effects of torrefaction on the quality of Calliandra wood pellets were investigated, and pellets of Calliandra wood (*Calliandra calothyrsus*) and bark were evaluated. The study was conducted using a completely randomized design with two treatment factors, namely torrefaction temperature (250°C and 300°C) and torrefaction duration (30, 45, and 60 min). The results showed that the interaction between temperature and torrefaction duration significantly affected the compressive strength, proximate value, and calorific value of the torrefied Calliandra wood pellets. An increase in the temperature and torrefaction duration decreased the compressive strength, moisture content, volatile matter content, and ash content of the torrefied Calliandra wood pellets. Conversely, the calorific value of Calliandra wood pellets increased with increasing temperature and torrefaction duration. The best-quality Calliandra wood pellets were produced at a torrefaction temperature and duration of 300°C and 60 min, respectively. In terms of important quality parameters, ash content of 0.90% and calorific value of 6,303.80 cal/g were observed, which complied with the quality standards of Indonesian National Standard 8675:2018 and Deutsche Industrie Norm 51731.

Keywords: Calliandra, pellet, torrefaction, calorific value

1. INTRODUCTION

Biomass is a carbon-neutral raw material with a low sulfur content, thereby reducing air pollution, particularly greenhouse gas emissions (da Silva *et al.*, 2018; Jang, 2022; Jeoung *et al.*, 2020; Zafar *et al.*, 2019). Biomass is a renewable energy source that can support energy fulfillment and promote economic growth (Foong *et al.*, 2020; Ge *et al.*, 2020). In line with the increasing demand for energy and intensifying global warming, the

use of biomass as an energy raw material can effectively reduce energy and environmental problems (Heo and Choi, 2018; Li *et al.*, 2017; Mostafa *et al.*, 2019; Song *et al.*, 2018). However, the use of biomass as a raw energy material has caused problems such as low heating value, low energy density, and low hydrophobicity. Therefore, the biomass must be processed to improve its quality and appearance. One model of biomass processing is densification in the form of wood pellets, followed by torrefaction to increase the density of calorific

Date Received June 26, 2023, Date Revised July 27, 2023, Date Accepted August 27, 2023

¹ Department of Forest Product Technology, Faculty of Forestry, Universitas Gadjah Mada, Yogyakarta 55281, Indonesia

² Alumni of Master of Forest Science, Faculty of Forestry, Universitas Gadjah Mada, Yogyakarta 55281, Indonesia

[†] Corresponding author: Johanes Pramana Gentur SUTAPA (e-mail: jpgentursutapa@ugm.ac.id, <https://orcid.org/0009-0000-4689-1177>)

© Copyright 2023 The Korean Society of Wood Science & Technology. This is an Open-Access article distributed under the terms of the Creative Commons Attribution Non-Commercial License (<http://creativecommons.org/licenses/by-nc/4.0/>) which permits unrestricted non-commercial use, distribution, and reproduction in any medium, provided the original work is properly cited.

value.

Torrefaction is a mild thermochemical treatment which comprises heating biomass to moderate temperatures between 200°C and 300°C (Prins *et al.*, 2006). This process improves the characteristics of the processed biomass by reducing the moisture content (Arias *et al.*, 2008) and increasing the hydrophobicity of the material. Furthermore, it stabilizes the product (Bridgeman *et al.*, 2008). This study used Calliandra wood (*Calliandra calothyrsus*) and its bark as raw materials to manufacture wood pellets. This Calliandra species is a fast-growing species that can be harvested annually for up to 15–20 years (Hendrati and Hidayati, 2014). Calliandra wood has a calorific value of approximately 4,600 kcal/kg of dry wood (Mannetje and Jones, 1992). Furthermore, previous research indicated that the best combination material for producing Calliandra wood pellets was 92.5% and 7.5% for wood and bark, respectively, densified (pelletizing) with a pressure load of 100 kg/cm² using a single-pelletizer, which provided a calorific value of 4,581.40 cal/g (Hidayatullah, 2022). This study aimed to determine the effect of torrefaction on improving the quality of Calliandra wood pellets to produce high- or premium-quality pellets. Experiments were conducted using the single-pellet method. Single-pellet press technology allows fast, low-cost, and small-scale tests to investigate pelletizing characteristics (Lee and Kim, 2020). The quality of the torrefied Calliandra wood pellets was investigated by evaluating the characteristics of wood pellets without sulfur content, according to the Indonesian National Standard for pellets for household utilization (Badan Standarisasi Nasional, 2018) and Deutsche Industrie Norm (DIN) 51731.

2. MATERIALS and METHODS

The raw material was Calliandra wood with a diameter of 5–10 cm which grows in community forest areas. Calliandra leaves are used as food for Etawa goats of

the Pangestu Farmer Group in Girikerto Village, Turi District of Sleman Regency, Yogyakarta Special Province. This study was conducted using a completely randomized design with two treatment factors and five replicate samples. Varian analysis was performed, followed by Tukey's honestly significant difference follow-up test to determine the differences in the average values of the data.

2.1. Pelletizing

Pelletization of the raw material by mixing Calliandra wood and its bark was conducted in the Forest Product Biomass Laboratory of Universitas Gadjah Mada. The raw material was sieved to 0.18–0.25 mm. Wood and bark powders were mixed at a ratio of 92.5:7.5%, then densified (pelletizing) with a compressive load of 100 kg/cm² using a single-pelletizer with hydraulic power. The die hole was 8 mm in diameter and 55 mm in height with a die pusher of 100 mm.

2.2. Torrefaction of pellets

Torrefaction was performed at temperatures of 250°C and 300°C for 30, 45, and 60 min. Pellets without torrefaction were used as controls. Torrefaction was conducted in a furnace with the following specifications: Thermolyne FB 1410M-33, single setpoint with a capacity of 2.1 L, power consumption of 1,520 W, temperature range of 100°C to 1,100°C, temperature stability of ± 5.0 at 1,000°C, and electrical requirements of 240 V 50/60 Hz.

2.3. Quality evaluation of torrefied Calliandra wood pellet

The quality of torrefied Calliandra wood pellets was assessed by measuring compressive strength, moisture content, volatile matter content, ash content, carbon content, and calorific value according to the ASTM

D4179-01, ASTM D1762-84, ASTM D1762-84, ASTM D1762-84, ASTM D3172-89, and ASTM D5865 2010 standards, respectively.

2.3.1. Compressive strength of torrefied Calliandra wood pellet

The compressive strength tests followed the ASTM D4179-01 standard (ASTM, 2001). The pellet samples were placed between two flat surfaces on a Unit Testing Machine and then subjected to a pressure load and force to test the compressive strength of the pellets.

2.3.2. Proximate characterization of torrefied Calliandra wood pellets

The proximate analysis of the sample involved measuring its moisture content (MC), volatile matter content (VMC), and ash content (ASH) according to ASTM D1762-84, and fixed carbon content (FC) in accordance with the ASTM D1762-84 standard (ASTM, 2006).

Equations for proximate evaluation are presented below:

$$MC (\%) = [(w - x) / w] \times 100 \quad (1)$$

where:

w = air-dried mass (g).

x = mass after drying at 105°C (g).

$$VMC (\%) = [(x - y) / x] \times 100 \quad (2)$$

where:

y = mass after heating in a furnace at 950°C (g).

$$ASH (\%) = (z / x) \times 100 \quad (3)$$

where:

z = mass after heating in a furnace at 750°C for 6 h (g).

$$FC (\%) = 100\% - [MC (\%) + VMC (\%) + ASH (\%)] \quad (4)$$

2.3.3. Calorific value characterization of torrefied Calliandra wood pellets

The calorific value was determined using an IKA C-200 bomb calorimeter based on ASTM-D5865-10.

3. RESULTS and DISCUSSION

The average values of the parameter analysis of compressive strength and proximate characteristics of the torrefied Calliandra wood pellets are presented in Table 1, and the results of the appearance of the torrefied Calliandra wood pellets are presented in Fig. 1.

3.1. Compressive strength

The strength of torrefied Calliandra wood pellets with an interaction of torrefaction temperature (T) and duration (W) ranged from 130.76 to 738.60 N. Based on analysis of variance (ANOVA), the compressive strength of torrefied Calliandra wood pellets from the interaction of torrefaction temperature and duration had significant differences at the 1% precision level. The results of the study showed an increase in torrefaction temperature and duration, followed by a decrease in the compressive strength of torrefied Calliandra wood pellets (Fig. 2). The produced torrefied Calliandra wood pellets were in accordance with Manouchehrinejad and Mani (2018) using a torrefaction temperature of 230°C–290°C for 30 min; the compressive strength of pellets decreased from 477.10 N to 103.27 N due to the formation of cavities between the particles in the pellets, thereby reducing the compressive strength and density of the pellets. Cross-linking and polycondensation of lignin in the pellet cavity results in decomposition due to temperature, such that the pellet cavity diversifies and the hardness of the pellet decreases (Boonstra *et al.*, 2007). The decrease in

Table 1. Average proximate characteristics of torrefied Calliandra wood pellets

Torrefaction temperature (°C)	Range of torrefaction duration (min)	Compressive strength (N)	Moisture content (%)	Volatile matter (%)	Ash content (%)	Fixed carbon (%)	Calorific value (cal/g)
250	0	738.60	10.84	85.84	1.68	12.48	4,581.40
	30	328.70	6.21	87.56	1.29	11.15	4,591.60
	45	307.22	5.09	83.30	1.27	15.43	4,965.40
300	60	265.46	4.41	78.68	1.05	20.26	5,143.60
	30	241.43	4.41	81.98	1.35	16.68	5,102.00
	45	142.57	3.63	61.97	1.02	37.01	5,914.80
Control	60	130.76	3.39	61.14	0.90	37.96	6,303.80




Fig. 1. Appearance of Calliandra wood pellets with different torrefaction temperatures and durations.

compressive strength of torrefied Calliandra wood pellets was still acceptable with the lowest compressive strength at 130.76 N at a torrefaction temperature of 300°C for 60 min. However, this lower compressive strength is beneficial for crushing and grinding the pellets before burning, owing to the lower energy required for grinding

or crushing if the pellets are used for co-firing with coal in conventional pulverization (Stelte *et al.*, 2013).

3.2. Moisture content

The moisture content of torrefied Calliandra wood

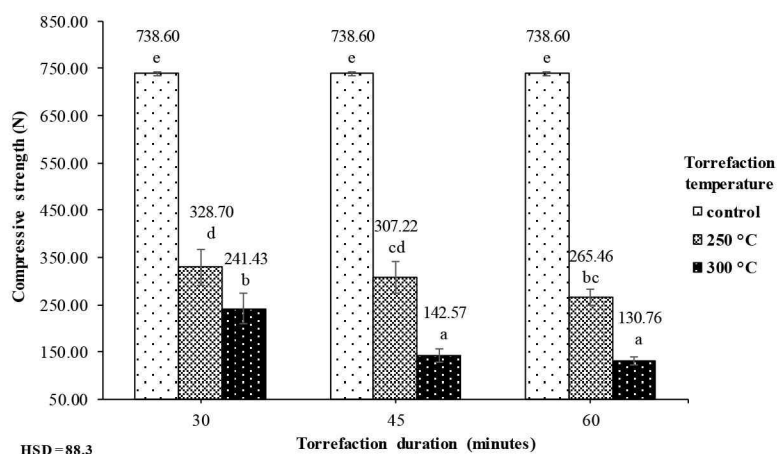


Fig. 2. Compressive strength of torrefied Calliandra wood pellets (N). ^{a-c} Groups in homogeneous subsets. HSD: honestly significant difference.

pellets ranged from 3.39% to 10.84% (Table 1). Based on ANOVA, the interaction between torrefaction temperature and duration had significant differences at the 1% precision level. The lowest moisture content of 3.39% occurred at a torrefaction temperature of 300°C for 60 min. A greater temperature and longer torrefaction duration can significantly reduce the moisture content (Fig. 3). A decrease in moisture content of 59.32%, 66.51%, and 68.73% occurred at a torrefaction temperature of

300°C and a torrefaction duration of 30, 45, and 60 min, respectively. This corresponds to the drying stages of the biomass torrefaction process, namely the non-reactive (50°C–150°C), reactive drying (150°C–200°C), and destructive drying (200°C–300°C) stages. During the heating period from 50°C to 150°C, the moisture content evaporates, and no chemical changes occur resulting in decreased biomass and reduced moisture content (Shankar Tumuluru *et al.*, 2011). The moisture content of torre-

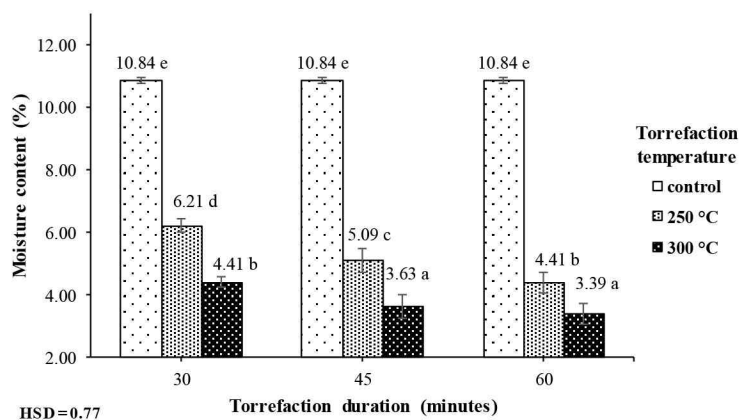


Fig. 3. Moisture content of torrefied Calliandra wood pellets (%). ^{a-c} Groups in homogeneous subsets. HSD: honestly significant difference.

fied Calliandra wood pellets at 250°C and 300°C for 30, 45, and 60 min ranged from 3.39% to 6.21%; the moisture content fulfilled the SNI (< 12%) and DIN 51731 (< 12%) standards.

3.3. Volatile matter

Volatile substances comprise components (excluding water vapor) that evaporate in the absence of air at high temperatures, whereas fixed carbon can be defined as the solid carbon remaining in the charcoal after the devolatilization process (Speight, 2015). Volatile substances are associated with the amount of smoke produced during combustion. The amount of volatile matter in the bio-pellet components affects or transforms the carbon content of the bio-pellets (Cahyani *et al.*, 2023). Table 1 shows the volatile matter content of the torrefied Calliandra wood pellets ranging from 61.14% to 87.56%. Based on ANOVA, the interaction between torrefaction temperature and duration showed a significant difference at the 1% precision level. The results showed the lowest volatile matter content of 61.14% at a torrefaction temperature of 300°C and a torrefaction duration of 60 min (Fig. 4). Volatile matter content values decreased significantly by 27.95% and 28.77% at

the torrefaction temperature of 300°C and a torrefaction duration of 45 and 60 min, respectively. A higher torrefaction temperature and longer torrefaction duration results in a lower volatile matter content (Bridgeman *et al.*, 2008). This occurs because water vapor is evaporated and there is loss of volatile materials during torrefaction (Ju *et al.*, 2020). The results showed the volatile matter of torrefied Calliandra wood pellets with at 250°C for 60 min was 78.68%, and that at 300°C for 45 and 60 min was 61.97% and 61.14%, which fulfilled the SNI standard ($\leq 80\%$).

3.4. Ash content

Ash content is the substance remaining after burning bio-pellets that has no carbon or calorific value, and its main components are calcium, potassium, magnesium, and silica (Cahyani *et al.*, 2023). The ash content affects the heat energy produced; the lower the ash content, the greater the energy produced (Poddar *et al.*, 2014). The ash content of torrefied Calliandra wood pellets ranged from 0.9% to 1.68% (Table 1). The ANOVA showed that there was a significant difference at the 5% precision level for torrefaction temperature and a significant difference at the 1% precision level for torrefaction

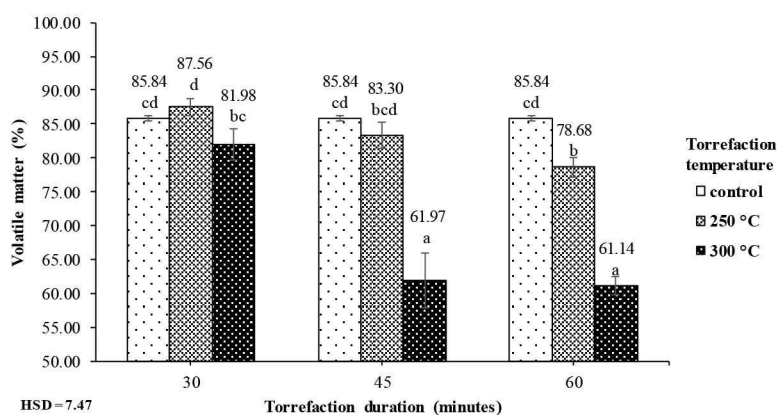


Fig. 4. Volatile matter of torrefied Calliandra wood pellets (%). ^{a-d} Groups in homogeneous subsets. HSD: honestly significant difference.

duration. The effect of a torrefaction temperature of 300°C reduced the ash content by 35.12%. A torrefaction duration factor of 60 min reduced the ash content by 41.66% (Fig. 5). The ash content of torrefied Calliandra wood pellets at 250°C and 300°C for 30, 45, and 60 min with a value range of 0.90%–1.29% fulfilled SNI (< 1.5%) and DIN 51731 (< 1.5%) standards.

3.5. Fixed carbon

The fixed carbon content of torrefied Calliandra wood pellets ranged from 12.48% to 37.96% (Table 1). Based on ANOVA, the interaction between the torrefaction temperature and torrefaction duration had a significant difference at the 1% precision level. Fig. 6 shows the highest fixed carbon content in wood pellets at a torrefaction temperature of 300°C and a torrefaction duration of 60 min. Fixed carbon content increased significantly by 25.14%, 66.27%, and 67.11% at 300°C and a torrefaction duration of 30, 45, and 60 min, respectively. Because the volatile matter and moisture contents decreased with torrefaction, the fixed carbon content of the torrefaction results increased (Aytenev *et al.*, 2018). In addition, in the torrefaction of *Larix kaempferi* wood chips, the carbon content increased with temperature and

torrefaction time owing to the decrease in O/C and H/C ratios caused by the torrefaction process (Lee *et al.*, 2015). The increase is similar to the results of Yue *et al.* (2017), who reported an increase in fixed carbon content from sweet sorghum bagasse after torrefaction at 250°C, 275°C, and 300°C. The fixed carbon contents from Calliandra wood pellets at 250°C for 45 and 60 min was 15.43% and 20.26%, respectively, and those at 300°C for 30, 45, and 60 min were 16.68%, 37.01%, and 37.96%, respectively, which fulfilled SNI standards (minimum 14%).

3.6. Calorific value

Increasing the temperature and torrefaction duration can increase the calorific value (Lee *et al.*, 2015; Matali *et al.*, 2016). The calorific value of the torrefied Calliandra wood pellets ranged from 4,581.40 to 6,303.80 cal/g. Based on ANOVA, the interaction between torrefaction temperature and duration was significantly different at the 1% precision level. Torrefaction treatment at 300°C increased the caloric value by 11.36%, 29.10%, and 37.60% at torrefaction durations of 30, 45, and 60 min, respectively. The results of this study are in accordance with the torrefaction research of

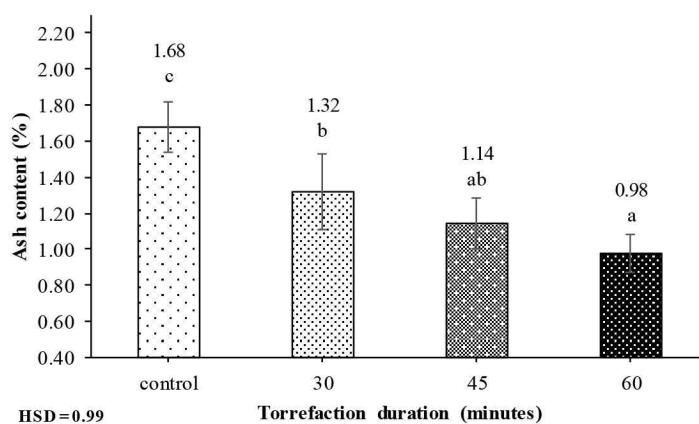


Fig. 5. Ash content of torrefied Calliandra wood pellets (%). ^{a-c} Groups in homogeneous subsets. HSD: honestly significant difference.

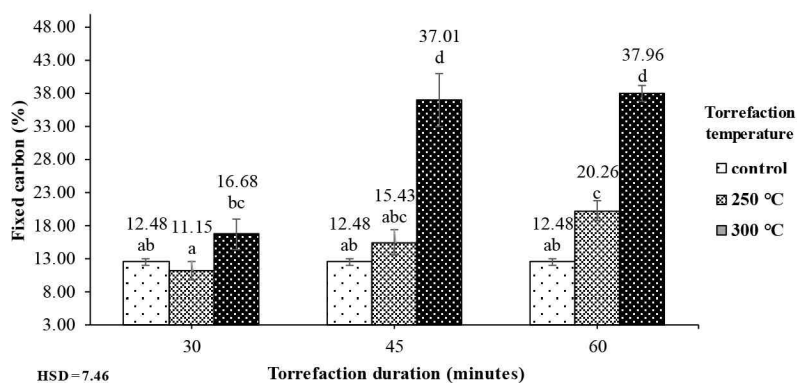


Fig. 6. Fixed carbon of torrefied Calliandra wood pellets (%). ^{a-d} Groups in homogeneous subsets. HSD: honestly significant difference.

Lau *et al.* (2018), who reported an increase in the calorific value of palm fronds. The calorific value of the palm fronds increased by 29.58% at a torrefaction temperature of 300°C for 30 min. This study shows that the calorific value of torrefied Calliandra wood pellets increases with increasing torrefaction temperature. The calorific values of torrefied Calliandra wood pellets at 250°C and 300°C ranged from 4,591.00 to 6,303.80 cal/g and fulfilled SNI (> 4,000 cal/g) and DIN 51731 (3,705–4,661 cal/g) standards. The highest calorific value of torrefied Calliandra wood pellets was obtained with a torrefaction duration of 60 min at 300°C (Fig. 7).

4. CONCLUSIONS

Based on these results, it can be concluded that the interaction between torrefaction temperature and duration significantly affects the calorific value, compressive strength, and proximate value of torrefied Calliandra wood pellets. As the torrefaction temperature increased with a longer torrefaction duration, the compressive strength, moisture content, volatile matter content, and ash content of the torrefied Calliandra wood pellets decreased. However, the calorific value of the torrefied Calliandra wood pellets increased with increasing torre-

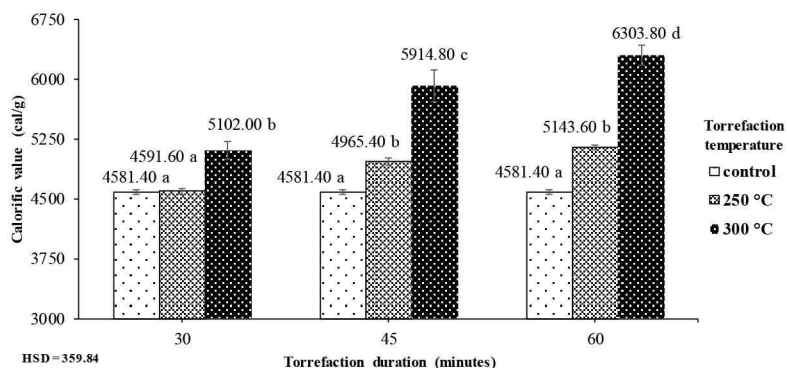


Fig. 7. Calorific value of torrefied Calliandra wood pellets (cal/g). ^{a-d} Groups in homogeneous subsets. HSD: honestly significant difference.

faction temperature and duration. The best torrefaction treatment of Calliandra wood pellets as a renewable energy source is obtained at a torrefaction temperature of 300°C and a torrefaction duration of 60 min which produce a low ash content of 0.90% and a high calorific value of 6,303.80 cal/g; these quality parameters already fulfilled SNI 8675:2018I and DIN 51731 standards.

CONFLICT of INTEREST

No potential conflict of interest relevant to this article was reported.

ACKNOWLEDGMENT

This research was conducted with the assistance of the Laboratory of Bioenergy and Biomaterial Conversion, of the Faculty of Forestry, Universitas Gadjah Mada, Yogyakarta, Indonesia.

REFERENCES

- American Society for Testing and Materials [ASTM]. 2001. Standard Test Method for Single Pellet Crush Strength of Formed Catalyst Shapes. ASTM D4179-01. ASTM International, West Conshohocken, PA, USA.
- American Society for Testing and Materials [ASTM]. 2006. Standard Test Method for Chemical Analysis of Wood Charcoal. ASTM D1762-84. ASTM International, West Conshohocken, PA, USA.
- American Society for Testing and Materials [ASTM]. 2010. Standard Test Method for Gross Calorific Value of Coal and Coke by the Adiabatic Bomb Calorimeter. ASTM D5865-10. ASTM International, West Conshohocken, PA, USA.
- Arias, B., Pevida, C., Feroso, J., Plaza, M.G., Rubiera, F., Pis, J.J. 2008. Influence of torrefaction on the grindability and reactivity of woody biomass. *Fuel Processing Technology* 89(2): 169-175.
- Aytenew, G., Nigus, G., Bedewi, B. 2018. Improvement of the energy density of rice husk using dry and chemical treated torrefaction. *Journal of Advanced Chemical Engineering* 8(1): 1000185.
- Badan Standarisasi Nasional. 2018. Pelet Biomassa untuk Energi. SNI 8675:2018. Badan Standarisasi Nasional, Jakarta, Indonesia.
- Boonstra, M.J., Van Acker, J., Tjeerdsma, B.F., Kegel, E.V. 2007. Strength properties of thermally modified softwoods and its relation to polymeric structural wood constituents. *Annals of Forest Science* 64: 679-690.
- Bridgeman, T.G., Jones, J.M., Shield, I., Williams, P.T. 2008. Torrefaction of reed canary grass, wheat straw and willow to enhance solid fuel qualities and combustion properties. *Fuel* 87(6): 844-856.
- Cahyani, N., Yunianti, A.D., Suhasman, Pangestu, K.T.P., Pari, G. 2023. Characteristics of bio pellets from spent coffee grounds and pinewood charcoal based on composition and grinding method. *Journal of the Korean Wood Science and Technology* 51(1): 23-37.
- da Silva, C.M.S., de Cássia Oliveira Carneiro, A., Vital, B.R., Figueiró, C.G., de Freitas Fialho, L., de Magalhães, M.A., Carvalho, A.G., Cândido, W.L. 2018. Biomass torrefaction for energy purposes: Definitions and an overview of challenges and opportunities in Brazil. *Renewable and Sustainable Energy Reviews* 82(Part 3): 2426-2432.
- Foong, S.Y., Liew, R.K., Yang, Y., Cheng, Y.W., Yek, P.N.Y., Mahari, W.A.W., Lee, X.Y., Han, C.S., Vo, D.V.N., Le, Q.V., Aghbashlo, M., Tabatabaei, M., Sonne, C., Peng, W., Lam, S.S. 2020. Valorization of biomass waste to engineered activated biochar by microwave pyrolysis: Progress, challenges, and future directions. *Chemical Engineering Journal* 389: 124401.
- Ge, S., Foong, S.Y., Ma, N.L., Liew, R.K., Mahari,

- W.A.W., Xia, C., Yek, P.N.Y., Peng, W., Nam, W.L., Lim, X.Y., Liew, C.M., Chong, C.C., Sonne, C., Lam, S.S. 2020. Vacuum pyrolysis incorporating microwave heating and base mixture modification: An integrated approach to transform biowaste into eco-friendly bioenergy products. *Renewable and Sustainable Energy Reviews* 127: 109871.
- Hendrati, R.L., Hidayati, N. 2014. *Budidaya Kaliandra (Calliandra calothyrsus) untuk Bahan Baku Sumber Energi*. IPB Press, Bogor, Indonesia.
- Heo, S.J., Choi, J.W. 2018. Biofuel utilization and implications in ASEAN based on case analysis of developed countries. *Journal of the Korean Wood Science and Technology* 46(5): 577-596.
- Hidayatullah, A.H. 2022. Evaluasi pengaruh kulit kayu pada kualitas pelet kaliandra (*Calliandra calothyrsus*) sebagai sumber energi terbarukan. M.S. Thesis, Universitas Gadjah Mada, Indonesia.
- Jang, E.S. 2022. Experimental investigation of the sound absorption capability of wood pellets as an eco-friendly material. *Journal of the Korean Wood Science and Technology* 50(2): 126-133.
- Jeoung, T.Y., Yang, S.M., Kang, S.G. 2020. Study on fuel specificity and harmful air pollutants factor of agglomerated wood charcoal. *Journal of the Korean Wood Science and Technology* 48(2): 253-266.
- Ju, Y.M., Lee, H.W., Kim, A., Jeong, H., Chea, K.S., Lee, J., Ahn, B.J., Lee, S.M. 2020. Characteristics of carbonized biomass produced in a manufacturing process of wood charcoal briquettes using an open hearth kiln. *Journal of the Korean Wood Science and Technology* 48(2): 181-195.
- Lau, H.S., Ng, H.K., Gan, S., Jourabchi, S.A. 2018. Torrefaction of oil palm fronds for co-firing in coal power plants. *Energy Procedia* 144: 75-81.
- Lee, H.W., Kim, S.B. 2020. Study on the estimation of proper compression ratios for Korean domestic wood species by single pellet press. *Journal of the Korean Wood Science and Technology* 48(4): 450-457.
- Lee, J., Ahn, B.J., Kim, E.J. 2015. Effects of the torrefaction process on the fuel characteristics *Larix kaempferi* C. *Journal of the Korean Wood Science and Technology* 43(2): 196-205.
- Li, Y., Tittmann, P., Parker, N., Jenkins, B. 2017. Economic impact of combined torrefaction and pelletization processes on forestry biomass supply. *GCB Bioenergy* 9(4): 681-693.
- Mannetje, L.T., Jones, R.M. 1992. *Plant Resources of South-East Asia No. 4 Forages*. Pudoc, Wageningen, Netherlands.
- Manouchehrinejad, M., Mani, S. 2018. Torrefaction after pelletization (TAP): Analysis of torrefied pellet quality and co-products. *Biomass and Bioenergy* 118: 93-104.
- Matali, S., Rahman, N.A., Idris, S.S., Yaacob, N., Alias, A.B. 2016. Lignocellulosic biomass solid fuel properties enhancement via torrefaction. *Procedia Engineering* 148: 671-678.
- Mostafa, M.E., Hu, S., Wang, Y., Su, S., Hu, X., Elsayed, S.A., Xiang, J. 2019. The significance of pelletization operating conditions: An analysis of physical and mechanical characteristics as well as energy consumption of biomass pellets. *Renewable and Sustainable Energy Reviews* 105: 332-348.
- Poddar, S., Kamruzzaman, M., Sujun, S.M.A., Hossain, M., Jamal, M.S., Gafur, M.A., Khanam, M. 2014. Effect of compression pressure on lignocellulosic biomass pellet to improve fuel properties: Higher heating value. *Fuel* 131: 43-48.
- Prins, M.J., Ptasiński, K.J., Janssen, F.J.J.G. 2006. More efficient biomass gasification via torrefaction. *Energy* 31(15): 3458-3470.
- Shankar Tumuluru, J., Sokhansanj, S., Hess, J.R., Wright, C.T., Boardman, R.D. 2011. A review on biomass torrefaction process and product properties for energy applications. *Industrial Biotechnology* 7(5): 384-401.
- Song, X., Yang, Y., Zhang, M., Zhang, K., Wang, D.

2018. Ultrasonic pelleting of torrefied lignocellulosic biomass for bioenergy production. *Renewable Energy* 129: 56-62.
- Speight, J.G. 2015. Assessing Fuels for Gasification: Analytical and Quality Control Techniques for Coal. In: *Gasification for Synthetic Fuel Production: Fundamentals, Processes and Applications*, Ed. by Luque, R. and Speight, J.G. Woodhead, Sawston, UK.
- Stelte, W., Nielsen, N.P.K., Hansen, H.O., Dahl, J., Shang, L., Sanadi, A.R. 2013. Reprint of: Pelletizing properties of torrefied wheat straw. *Biomass and Bioenergy* 53: 105-112.
- Yue, Y., Singh, H., Singh, B., Mani, S. 2017. Torrefaction of sorghum biomass to improve fuel properties. *Bioresource Technology* 232: 372-379.
- Zafar, M.W., Shahbaz, M., Hou, F., Sinha, A. 2019. From nonrenewable to renewable energy and its impact on economic growth: The role of research & development expenditures in Asia-Pacific Economic Cooperation countries. *Journal of Cleaner Production* 212: 1166-1178.